

Update on Swine Enteric Coronavirus Disease in US

22 December 2014

US - The number of pig farm samples that are confirmed positive for porcine epidemic diarrhoea virus (PEDV) in the last week was 23, and there was one premises with dual infection of PEDV and porcine deltacoronavirus (PDCoV).

For the latest week – 7 to 14 December 2014 – there were 23 new confirmed positive premises for PEDV and six presumed positive.

For the same period, no premises were confirmed for PDCoV and one presumed positive.

There was one confirmed premise with a dual infection (both PEDV and PDCoV).

The total numbers of confirmed positive premises for the latest week were 573, 25 and 21 for PEDV, PDCoV and the dual infection, respectively.

Since 5 June, for PEDV, there have been 591 confirmed positive premises, 350 presumed positive and 14 previously positive premises that have attained negative status.

For PDCoV, the total for the same period are 27, 26 and two, respectively. For the dual infection, the totals are 21, 26 and one, respectively.

Table 1. Number of SECD confirmed and presumptive positive premises by month and production class
(includes PEDV, PDCoV and dual infections; confirmed/presumptive)

Month	Nursery	Wean to finish	Farrow to finish	Finisher	Sow/breeding	Unknown
Jun-14	17 / 10	29 / 16	14 / 8	22 / 29	46 / 43	14 / 51
Jul-14	25 / 9	36 / 7	6 / 5	20 / 12	32 / 11	16 / 33
Aug-14	15 / 8	17 / 6	2 / 5	25 / 10	10 / 6	10 / 22
Sep-14	17 / 6	21 / 7	2 / 2	30 / 8	29 / 6	6 / 12
Oct-14	1 / 4	24 / 5	2 / 0	33 / 15	6 / 2	12 / 8
Nov-14	5 / 1	8 / 3	1 / -	39 / 5	11 / 8	19 / 8
Dec-14	- / 3	1 / 2	- / -	4 / 1	2 / 4	3 / 3
Missing	- / 3	1 / 2	- / -	1 / 1	1 / 4	- / 3
Total	82 / 38	137 / 44	28 / 20	174 / 80	140 / 81	78 / 139

Table 2. Biological accessions tested and number positive by month

(since 5 June 2014)						
	PEDV			PDCoV		
Month	Tested	Positive	% positive	Tested	Positive	% positive
Total before 5 June 2014	21,228	6,976	29.4	2,172	260	12.0
Jun-14	2,768	407	14.7	824	80	9.7
Jul-14	3,555	410	11.5	1,195	46	3.8
Aug-14	3,095.0	312	10.1	1,193	18	1.5
Sep-14	3,143	261	8.3	1,338	11	0.8
Oct-14	3,304	299	9.0	1,899	19	1.0
Nov-14	2,506	305	12.1	1,556	30	1.9
Dec-14 to date	1,582	223	14.1	947	16	1.7
Total since Jun-14	19,954	2,217	11.1	8,953	220	2.5
Grand total	41,082	9,193	22.4	11,125	480	4.3

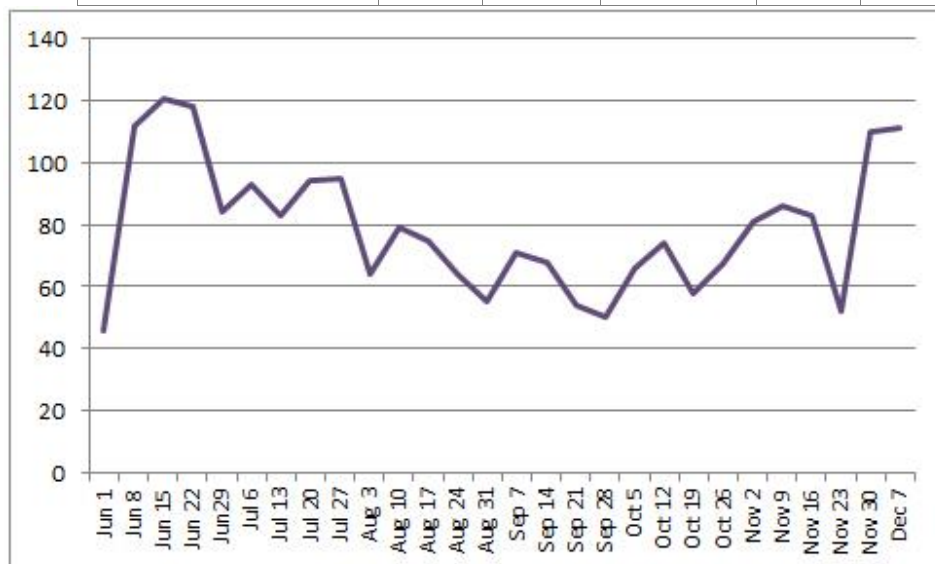


Figure 1. PED-positive biological accessions in the US, by week (since 5 June 2014)

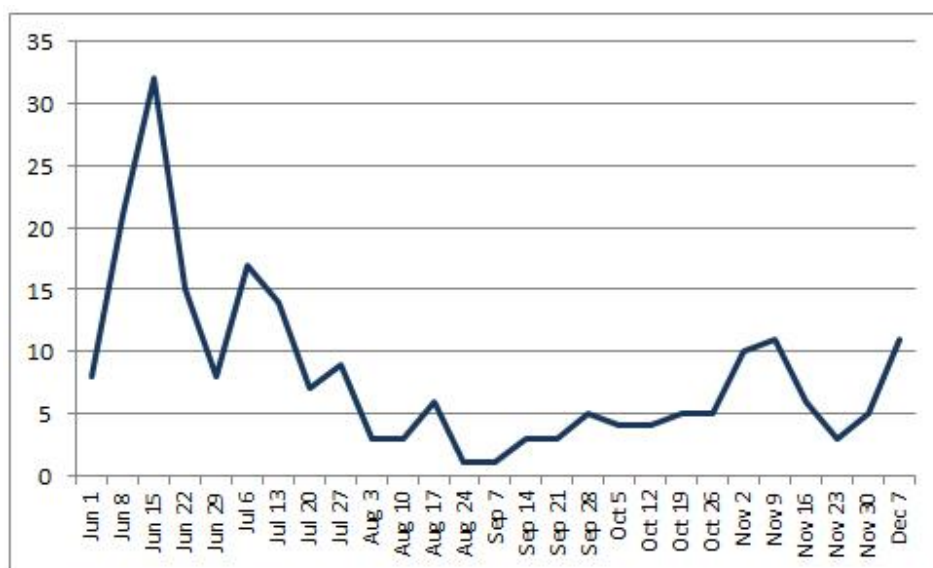


Figure 2. PDCoV-positive biological accessions in the US, by week (since 5 June 2014)

Location of Positive Premises

PEDV

There are currently 33 states with at least one confirmed positive case of PEDV, following the addition of Hawaii in mid-November 2014.

For the current week (7 December), there were 111 PEDV-positive laboratory accessions, bringing the total since 5 June 2014 to 2,217. Minnesota reported 19 of these new cases and Iowa, 15.

Also reporting positive results in this most recent week were California, Colorado, Illinois, Indiana, Kansas, Kentucky, Michigan, Missouri, North Carolina, Nebraska, New York, Oklahoma, Texas, Utah and Wisconsin.

Dual infection with PEDV and PDCoV

There are currently 13 states with one or more confirmed positive cases of the dual infection with both PEDV and PDCoV.

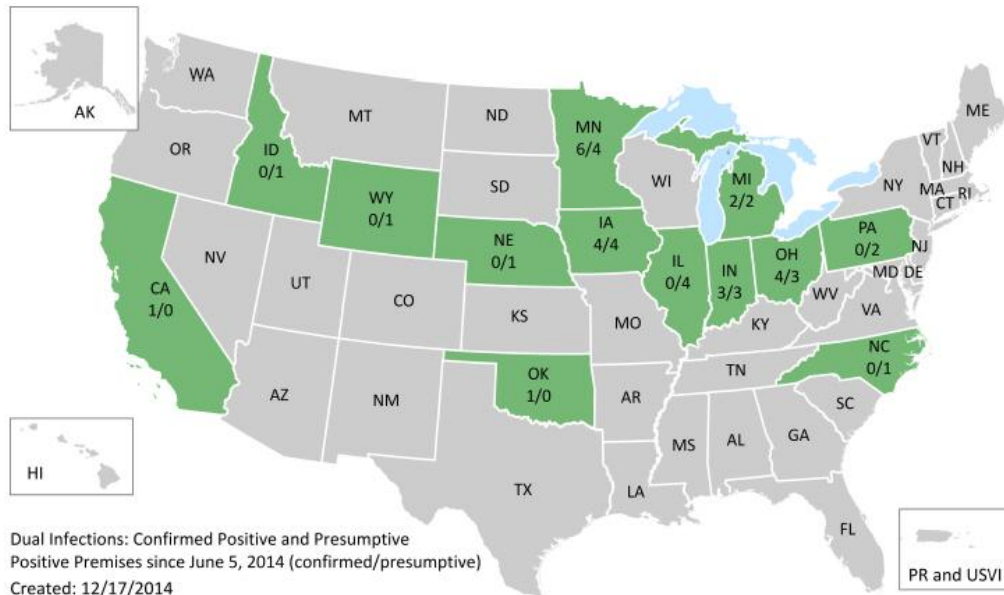


Figure 5. Dual infection: Cumulative confirmed and presumptive positive premises with both PEDV and PDCoV since 5 June 2014

ThePigSite News Desk